

Guide to Folding Types


Within the eight broad folding families there are dozens of variations of styles, some simple and others as complicated as origami. Shown here is a sampler of styles, color-coded by family and ranked in terms of complexity. Although there are too many variables to provide a reliable cost comparison, it can generally be assumed that the more difficult the fold, the longer the production time and greater the cost. For a detailed explanation of all folding styles within each folding family and how the folds are achieved, we recommend the book, *FOLD: The Professional's Guide to Folding*, available from foldfactory.com.



4-Page Standard
Level 1



Reverse Accordion with Fold-in
Level 2




Double Gate
Level 3



Letter Fold
Level 1




Double Parallel into Double Parallel
Level 2




Front Opening Triple Parallel
Level 3



Letter into Roll
Level 3



L-Cross
Specialty



Back Opening Double Parallel with Outside Short Fold
Level 2



Vertical Letter with Exposed Flap
Level 1




Front-Opening Double Parallel
Level 1



Tent with Short Fold
Level 1



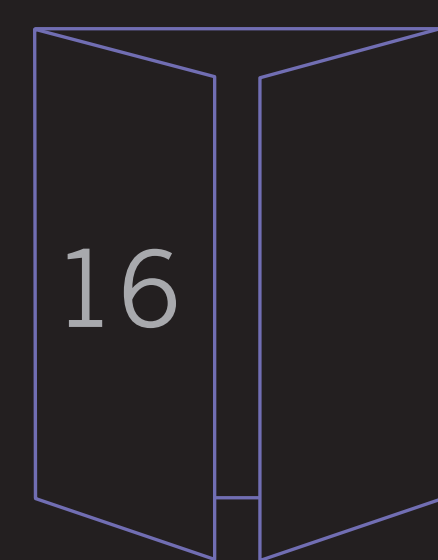
2-Story Map
Level 3



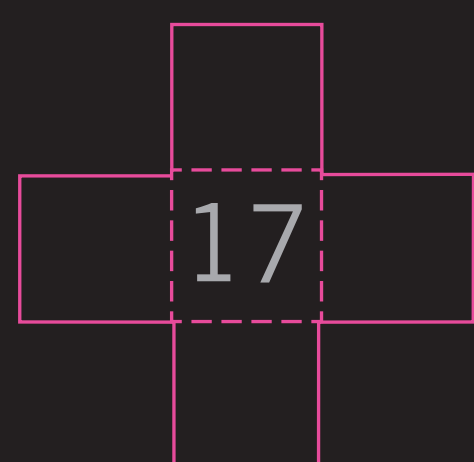
Asymmetrical Roll
Level 3



8-Page Broadside
Level 1



Semi-Gate
Level 3




Iron Cross Fold
Specialty



Front-Opening Triple Parallel Accordion
Level 2



Reverse Roll with Short Inside Fold
Level 2



Checkbook
Specialty




Accordion into Accordion
Level 2



Angled Accordion
Level 2



Roll Fold
Level 1




Gate Fold
Level 3




Gate into Double Parallel
Specialty



Wrapped Accordion
Level 3




Triangle
Specialty




3-Story Map
Level 3



Letter into Accordion
Level 3



Double Parallel with Center Fold
Level 2




Open Gate
Specialty



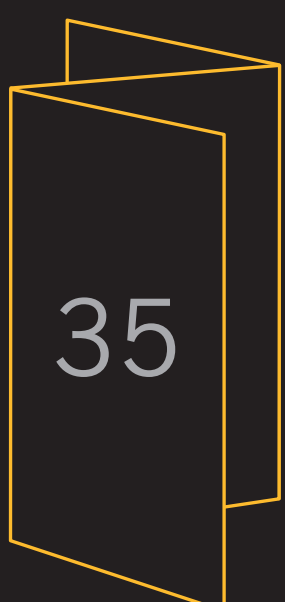
Broadside Letter
Level 2



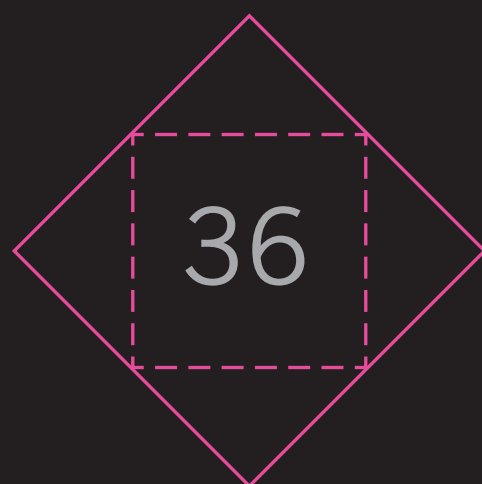
Accordion with Fold-In
Level 2




Box Top
Specialty



Accordion
Level 1



Corner Folder
Specialty




10-page Parallel
Level 3



Gate into Gate
Level 3



Vertical Semi-Gate with Center Fold
Level 3



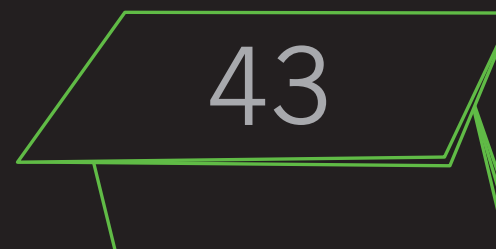
Double Parallel Gate
Level 3




Double Accordion Map
Level 3



Accordion with Outside Short Fold
Level 2



Broadside Vertical Roll
Level 2



4-page Pop-up
Specialty

Folding Families

- Accordion Family
- Basic Family
- Exotic Family
- Gate Family
- Map Family
- Parallel Family
- Poster Family
- Roll Family

Fold Complexity Levels

Level 1 – standard, easy set up on the folding machine, fast machine running speed.

Level 2 – moderate makeready, possibly slower folding machine speed, some special considerations.

Level 3 – longer and more difficult makeready, possibly requires special machinery, slower folding speed, need for greater bindery expertise.

Specialty – unconventional, possibly involves hand-folding, special equipment, processes and considerations, extra production time, may require services of a specialty bindery.